



## The Most Reliable Disc Retriever

### Thank you for purchasing the M-RETRIEVER™ Disc Golf Retriever.

We understand how important your discs are for your game and what they represent to you, not just their monetary value, but many times their sentimental or even supernatural value too (we all have that special lucky disc).

With this mindset, we developed what we believe is the most essential accessory that a disk golfer should have. A tool (not a toy) that will show your discs the respect that they deserve.

### Important:

*Please read the user manual thoroughly before using your M-RETRIEVER™*

#### Specifications

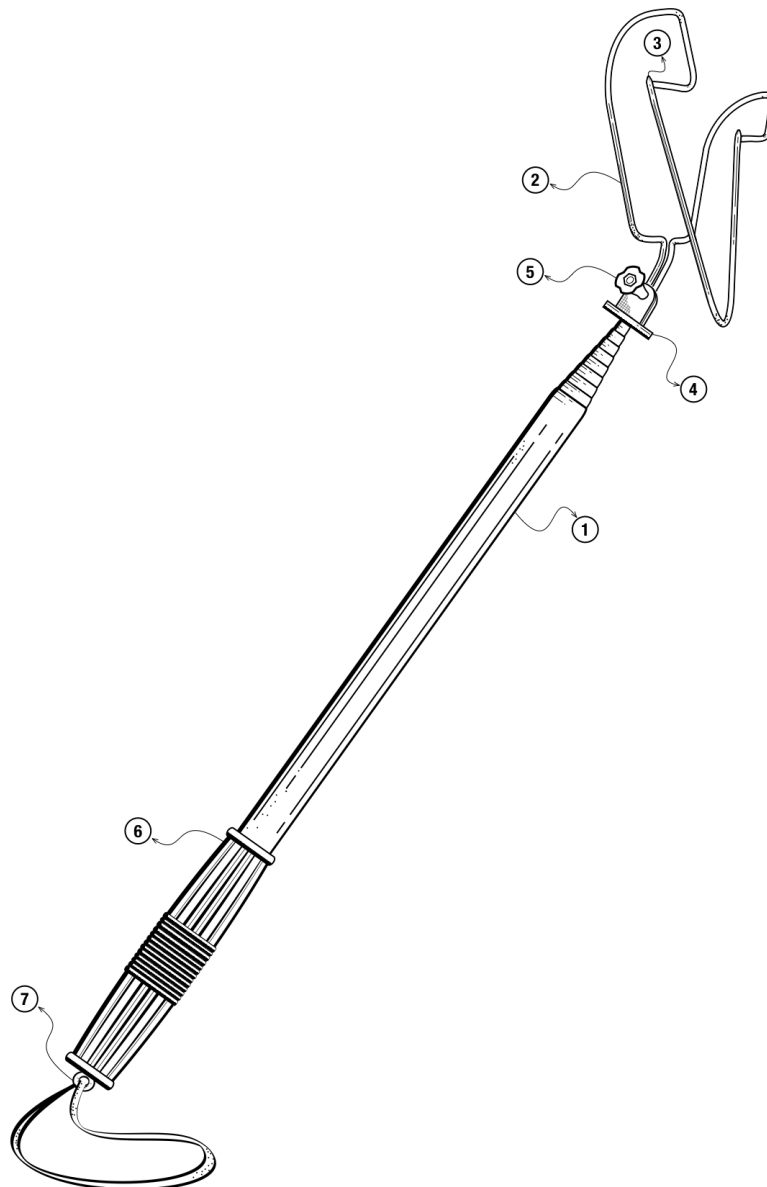
- 14-foot length
- 18-foot maximum reach
- Collapses to 20 inches
- Weighs less than 20 ounces
- Patented Stainless Disc-Trap
- Stainless steel shaft
- Ultra-compact
- Telescoping shaft allows for convenient portability
- Compatible with most action cameras
- Fits inside many disc bags

#### Package Content:

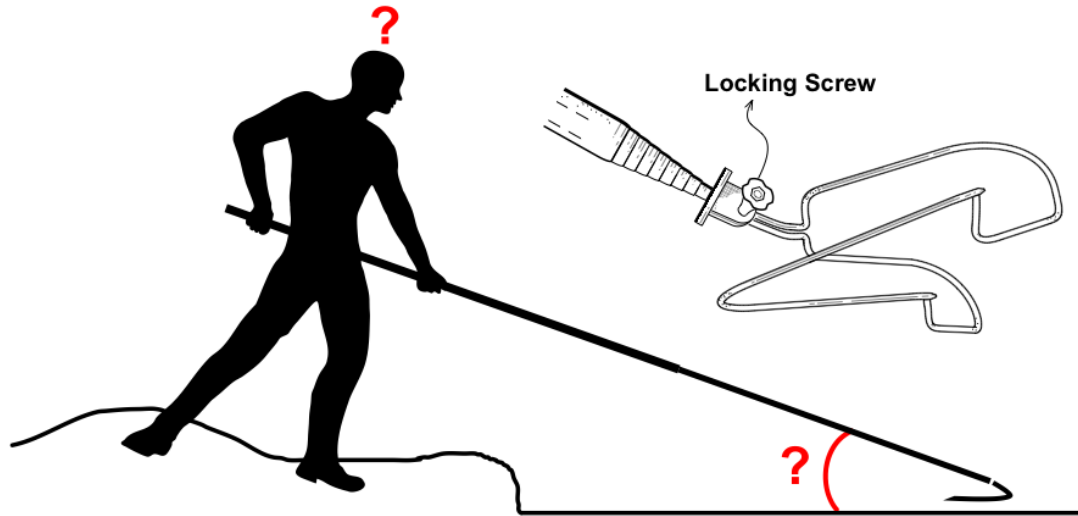
- Stainless Steel Disc-Trap
- Telescopic Pole
- Action Camera Swivel Mount
- Ergonomic Handle with Lanyard

## Understanding the Product:

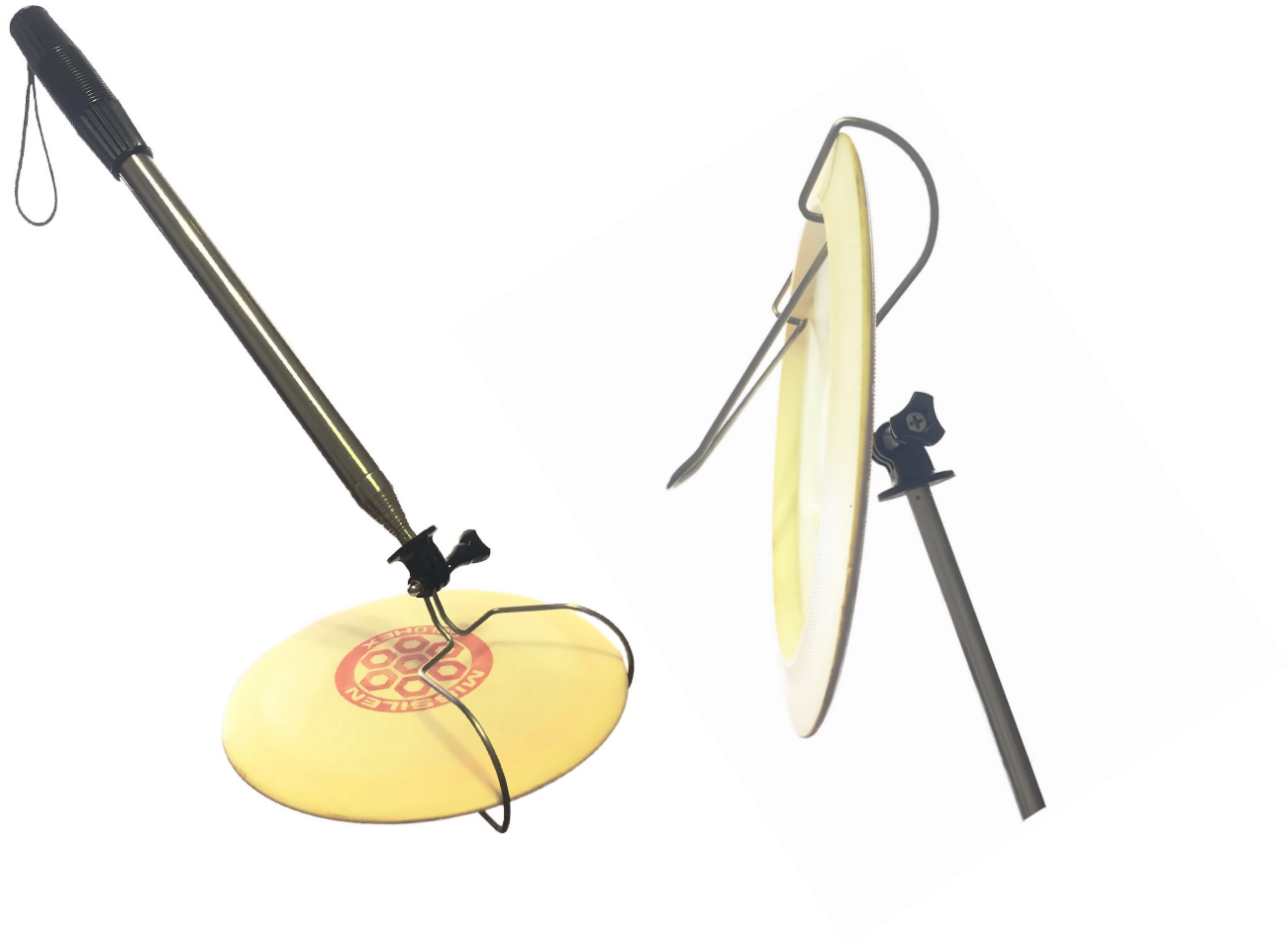
- 1- Telescopic Pole
- 2- Disc-Trap
- 3- Trapping Zone
- 4- Swivel Mount
- 5- Locking Screw
- 6- Ergonomic Handle
- 7- Lanyard



## START USING THE M-RETRIEVER™



- The M-RETRIEVER has a very long pole, you will be surprised that many times you will not gonna need to extend the pole to it's entire length. Just pull out what you believe is needed for the distance that you need to reach your disc.
- After deciding on the pole length that you need, the next step is to adjust the angled of the Disc-Trap, that will make the interaction between the retriever and the disc easier and more effective. You can do that by turning the screw on the swivel mount counterclockwise until you're able to move the Disc-Trap freely but not hanging.
- To determine the angle that you need, position the Disc-Trap facing Dow flat against the ground after extended the pole and then turn the swivel screw clockwise to lock on the desired angle "without over-tightening".



- Now your Retriever is ready to work. Simply go over the disc and pull back scooping it under, until the disc slides into the Trapping-Zone.
- Bring the disc back to a safe location or just pull the pole towards you until you manually remove the disc from the Disc-Trap.



## Using the M-RETRIEVER as an Action Camera Stick

The M-RETRIEVER is compatible with most action cameras in the market. Now you can capture amazing footage of your game from a whole new perspective. Simply remove the disc trap from the swivel mount and install your camera. Most cameras have WiFi wireless control via apps that allows you to view and record directly from your smart phone.

### **Note:**

Only small light weight, *130g or less*, action cameras should be used on this setup. In any case, we are not responsible for any losses, equipment damage or accidents. Use this feature at your own risk.

## Cleaning and Maintenance

The M-RETRIEVER is composed by a multi-section stainless steel telescopic pole that is weather resistant but regular cleaning and lubrication of the sections is required to avoid material buildup inside and outside the pole. We recommend drying the pole after using on water and making sure there is no water left inside before storing the device

between uses. We also highly recommend using WD-40 as cleaning and lubricant for all mobile parts.

## **Cautions:**

**Read all the instructions and warnings carefully prior to using this product.**

- This product contains parts with sharp points, sharp edges, and small components that can cause injuries and present choking hazards to children.
- Do not place the product near a fire or other excessively hot environments.
- Do not try to hang or swing using the product.
- Do not try to use the product for other purposes not listed by the manufacturer.
- Do not disassemble this product or attempt to repair or modify it in any manner. (exemption to adjusting the opening distance on the Disc-Trap to better accommodate of the discs).
- Look carefully for power lines or any other electrical hazards, DO NOT try to retrieve discs from those locations. Electric shocks from live wires can be fatal.
- Do not use this product during lightning storms. The pole may work as an antenna attracting lightning directly to you causing serious injuries or possibly death.
- Be cautious of excessive drops, bumps, abrasions or other impacts to this product. If there is any damage to the product such as dents, punctures, tears, deformities or corrosion, stop using the product and contact us immediately via email at [info@magnificentthings.com](mailto:info@magnificentthings.com).
- Magnificent Things LLC is not responsible for any injuries caused by misuse of the product. By purchasing the product the customer agrees to follow the directions listed here by the manufacturer and waving any rights for liability by not doing so.

## **Customer Service and Technical Support**

email us at: [info@magnificentthings.com](mailto:info@magnificentthings.com)

Call-Text: (512)766-4999



## Limited Lifetime Warranty

Magnificent Things LLC. Will repair or replace including related labor and travel, any components, which prove to be defective as to workmanship or materials. Upon notification of inoperative or unsafe product, Magnificent Things LLC will immediately send replacement product to the customer at its own expense. The customer agrees to return ship the defective product to Magnificent Things LLC, if requested, in the prepaid shipping container provided by the Customer Service Department.

### **Owners Responsibilities:**

- Provide any defective parts to Magnificent Things LLC (if requested)
- Provide proof of purchase - Receipt from Amazon or one of our distributors stores
- Provide normal care and maintenance, including cleaning as instructed by the user manual

### **Warranty Limitations:**

Begins at the date of purchase

Applies to products used within the United States or Canada

### **Warranty Is Void If:**

- Products are altered by customer
- Product is not used according to manufacturers instructions (see User Manual)

### **Items Not Covered:**

- Damage which occur in shipment
- Normal product maintenance and cleaning
- Failures caused by:

- Material buildup due to improper cleaning or maintenance ( rust, dirt, etc.)
- Accidental or intentional damage
- Acts of Nature
- Reception problems unless related to materials or workmanship

## **DISCLAIMER & TRADEMARKS**

All information, trademarks, logos, graphics, and images (“Materials”) provided on this user manual are copyrighted or trademarked and are the property of Magnificent Things LLC. Any unauthorized use of any material contained on the instruction manual may violate copyright laws, trademark laws, laws of privacy and communications statutes. The trademarks, service marks and logos used and displayed in the Materials are registered and unregistered trademarks and service marks of Magnificent Things LLC and others. All other registered and unregistered company names, product names and marks mentioned herein the (“Materials”) are the property of their respective owners and may be trademarks or registered trademarks.

The **M-RETRIEVER™** is a product of:

### **MAGNIFICENT THINGS LLC**

2028 E Ben White Blvd

#240-1202

Austin, TX 78741

Email: [info@magnificentthings.com](mailto:info@magnificentthings.com)

Call-Text: (512)766-4999

WWW.MAGNIFICETHINGS.COM

